



BEAR CREEK RESERVOIR

Fact Sheet 38 Historic BCR Phytoplankton 2013

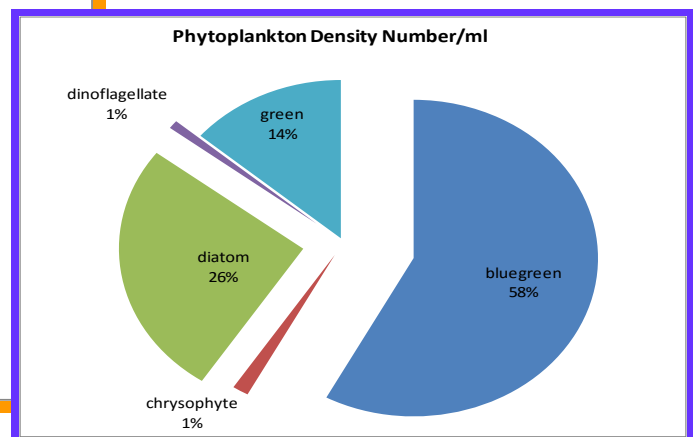
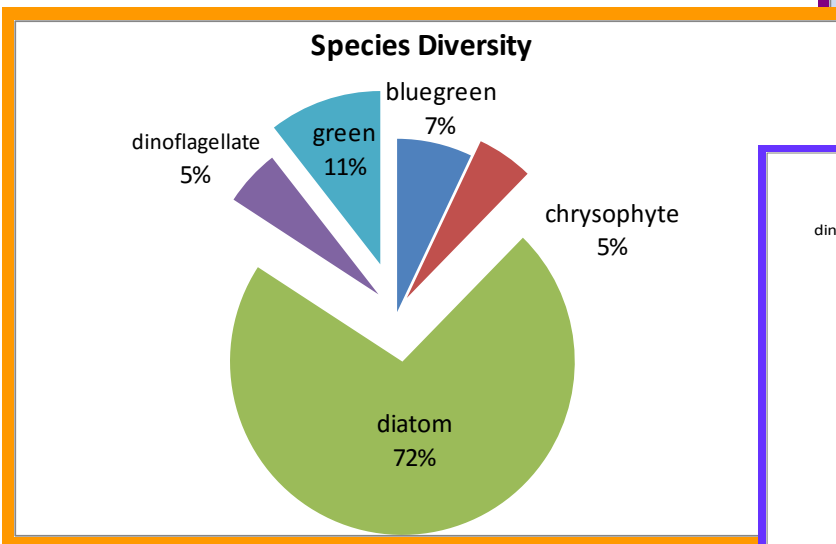
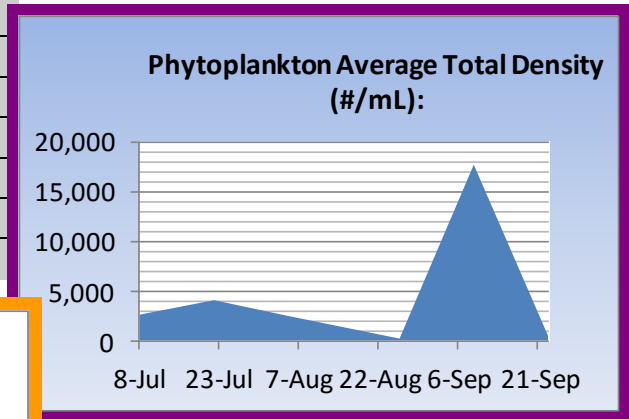

July 3, 2014

The Bear Creek Watershed Association protects and restores water and environmental quality within the Bear Creek Watershed from the effects of land use.

Clear Creek County
 Jefferson County
 City of Lakewood
 Town of Morrison
 Aspen Park Metropolitan District
 Brook Forest Inn
 Conifer Sanitation Association
 Conifer Metropolitan District
 Denver Water Department
 Evergreen Metropolitan District
 Forrest Hills Metropolitan District
 Genesee Sanitation & Water District
 Geneva Glen
 Jefferson County School District
 Kittredge Water & Sanitation District
 Tiny Town Foundation, Inc.
 West Jefferson County Metropolitan District
 Evergreen Trout Unlimited
 U.S. Army Corps of Engineers

Functional Group	Species Count	Density #/ml	Biovolume, um ³ /mL
bluegreen	4	1,380	2,132,808
chrysophyte	3	34	26,255
diatom	41	622	769,071
dinoflagellate	3	21	46,274
green	6	329	48,492

- Species >50% occurrence**
- Aphanizomenon flos-aquae*
 - Microcystis aeruginosa*
 - Cryptomonas erosa*
 - Rhodomonas minuta*
 - Achnanthes minutissima*
 - Cocconeis placentula*
 - Cymbella minuta*
 - Melosira ambigua*
 - Melosira granulata*
 - Stephanodiscus niagarae*
 - Synedra cyclopum*
 - Glenodinium sp.*
 - Chlamydomonas sp.*
 - Ankistrodesmus falcatus*



	8-Jul	22-Jul-13	5-Aug-13	26-Aug	9-Sep	23-Sep
Total Density (#/mL):	2,581	4,036	2,446	173	17,657	461
Total Biovolume (um³/mL):	3,512,071	6,140,359	3,224,164	310,383	3,580,368	1,136,298
Trophic State Index:	55	63	58	41	59	51